





## 1999 Louisiana Tech Bulldogs at 2016 Louisiana Tech Bulldogs

| Final - 6/28/2020                   | 1st   | 2nd   | 3rd   | 4th   | Total     |
|-------------------------------------|---|---|---|---|-----------|
| <b>1999 Louisiana Tech Bulldogs</b> | <b>14</b>   | <b>7</b>  | <b>3</b>  | <b>14</b>   | <b>38</b> |
| <b>2016 Louisiana Tech Bulldogs</b> | <b>3</b>  | <b>10</b>   | <b>13</b>   | <b>10</b>   | <b>36</b> |
| Play-by-play:                       |  |  |  |  |           |

**Think you can run a college football program? Here's your big chance! Get your foot in the door at a DIII school, then prove yourself and you can land that DI dream job. Compete for prizes against your friends in recruiting battles, conference rivalries and more. Set your practice plans, game plans and depth charts. Decide who gets a scholarship and who needs study time. It's all on your shoulders!**

**Begin your college football coaching career in [Gridiron Dynasty](#).**

| Scoring Summary    |       |           |  |              |  |
|--------------------|-------|-----------|--|--------------|--|
| <b>1st Quarter</b> |       |           |  |              |  |
| La2                | 8:52  | <b>TD</b> | Delwyn Daigre 25 yd. pass from Rattay (Pond kick)                    | <b>7-0</b>   |  |
| La2                | 5:33  | <b>TD</b> | Delwyn Daigre 17 yd. pass from Rattay (Pond kick)                    | <b>14-0</b>  |  |
| LaTech             | 0:01  | <b>FG</b> | Jonathan Barnes 20 yds.  | <b>14-3</b>  |  |
| <b>2nd Quarter</b> |       |           |  |              |  |
| LaTech             | 7:09  | <b>FG</b> | Jonathan Barnes 44 yds.  | <b>14-6</b>  |  |
| La2                | 2:29  | <b>TD</b> | Faheem Ali 2 yd. pass from Rattay (Pond kick)                        | <b>21-6</b>  |  |
| LaTech             | 0:40  | <b>TD</b> | Kam McKnight 1 yd. pass from Higgins (Barnes kick)                   | <b>21-13</b> |  |
| <b>3rd Quarter</b> |       |           |  |              |  |
| LaTech             | 10:42 | <b>TD</b> | Rhashid Bonnette 8 yd. pass from Higgins (Barnes missed extra point) | <b>21-19</b> |  |
| LaTech             | 5:54  | <b>TD</b> | Jarred Craft 29 yd. run (Barnes kick)                                | <b>21-26</b> |  |
| La2                | 2:28  | <b>FG</b> | Kevin Pond 33 yds.   | <b>24-26</b> |  |
| <b>4th Quarter</b> |       |           |  |              |  |
| La2                | 12:48 | <b>TD</b> | James Jordan 6 yd. pass from Rattay (Pond kick)                      | <b>31-26</b> |  |
| LaTech             | 7:42  | <b>FG</b> | Jonathan Barnes 30 yds.  | <b>31-29</b> |  |
| La2                | 3:23  | <b>TD</b> | John Simon 1 yd. pass from Rattay (Pond kick)                        | <b>38-29</b> |  |
| LaTech             | 1:29  | <b>TD</b> | Kam McKnight 9 yd. pass from Higgins (Barnes kick)                   | <b>38-36</b> |  |

| Team Statistics    |                              |                              |
|--------------------|------------------------------|------------------------------|
|                    | 1999 Louisiana Tech Bulldogs | 2016 Louisiana Tech Bulldogs |
| First Downs        | 36                           | 32                           |
| - Rushing          | 8                            | 11                           |
| - Passing          | 26                           | 20                           |
| - Penalty          | 2                            | 1                            |
| 3rd Down Eff       | 8/13                         | 6/13                         |
| 4th Down Eff       | 0/0                          | 1/1                          |
| Rushes-Yards       | 29-100                       | 41-227                       |
| Avg Rush           | 3.4                          | 5.5                          |
| Comp-Att-Int       | 37-52-1                      | 24-39-2                      |
| Passing Yards      | 426                          | 299                          |
| Sacks-Yards        | 0-0                          | 0-0                          |
| Fumbles-Lost       | 0-0                          | 1-0                          |
| Punts-Avg          | 2-41.0                       | 2-41.0                       |
| KR-Avg             | 8-9.8                        | 7-21.4                       |
| PR-Avg             | 2-10.5                       | 2-13.0                       |
| Penalties-Yard     | 4-36                         | 7-62                         |
| Time of Possession | 30:16                        | 29:44                        |

## 1999 Louisiana Tech Bulldogs Individual Stats

## Rushing

## 2016 Louisiana Tech Bulldogs Individual Stats

## Rushing

| 1999 Louisiana Tech Bulldogs Individual Stats |     |     |     |     |    |
|---|-----|-----|-----|-----|----|
| Rushing                                       |     |     |     |     |    |
|   | Att | Yds | 20+ | 40+ | TD |
| '99 Bobby Ray Tell                            | 15  | 56  | 20+ | 16  | 0  |
| '99 Tim Rattay                                | 7   | 18  | 0   | 13  | 0  |
| '99 John Simon                                | 6   | 16  | 0   | 9   | 0  |
| '99 Arthur Jefferson                          | 1   | 10  | 0   | 10  | 0  |

| Receiving          |     |     |     |     |    |    |
|--------------------|-----|-----|-----|-----|----|----|
|                    | Rec | Yds | 20+ | 40+ | L  | TD |
| '99 Delwyn Daigre  | 8   | 142 | 2   | 0   | 39 | 2  |
| '99 Sean Cangelosi | 6   | 73  | 0   | 0   | 18 | 0  |
| '99 James Jordan   | 7   | 53  | 0   | 0   | 13 | 1  |
| '99 David Newman   | 3   | 39  | 0   | 0   | 15 | 0  |
| '99 John Simon     | 6   | 37  | 0   | 0   | 10 | 1  |
| '99 Bobby Ray Tell | 3   | 30  | 0   | 0   | 12 | 0  |
| '99 Allen Stark    | 1   | 27  | 1   | 0   | 27 | 0  |
| '99 Faheem Ali     | 3   | 25  | 0   | 0   | 13 | 1  |

| Passing        |       |      |       |    |     |
|----------------|-------|------|-------|----|-----|
|                | Comp. | Att. | Yards | TD | INT |
| '99 Tim Rattay | 37    | 52   | 426   | 5  | 1   |

| Defensive               |       |     |  |
|-------------------------|-------|-----|--|
|                         | Sacks | INT |  |
| '99 Damon Harrington    | 0     | 1   |  |
| '99 Michael John Lenard | 0     | 1   |  |

| Field Goals    |      |        |
|----------------|------|--------|
|                | Made | Missed |
| '99 Kevin Pond | 33   | 45,44  |

| 2016 Louisiana Tech Bulldogs Individual Stats |     |     |     |     |    |
|---|-----|-----|-----|-----|----|
| Rushing                                       |     |     |     |     |    |
|   | Att | Yds | 20+ | 40+ | TD |
| '16 Jarred Craft                              | 18  | 116 | 21+ | 29  | 0  |
| '16 Ryan Higgins                              | 9   | 52  | 1   | 20  | 0  |
| '16 Boston Scott                              | 7   | 36  | 0   | 13  | 0  |
| '16 Dee Fleming                               | 7   | 23  | 0   | 6   | 0  |

| Receiving            |     |     |     |     |    |    |
|----------------------|-----|-----|-----|-----|----|----|
|                      | Rec | Yds | 20+ | 40+ | L  | TD |
| '16 Carlos Henderson | 7   | 115 | 2   | 0   | 26 | 0  |
| '16 Trent Taylor     | 9   | 112 | 0   | 0   | 17 | 0  |
| '16 Kam McKnight     | 3   | 25  | 0   | 0   | 15 | 2  |
| '16 Jarred Craft     | 3   | 24  | 0   | 0   | 13 | 0  |
| '16 Rhashid Bonnette | 2   | 23  | 0   | 0   | 15 | 1  |

| Passing          |       |      |       |    |     |
|------------------|-------|------|-------|----|-----|
|                  | Comp. | Att. | Yards | TD | INT |
| '16 Ryan Higgins | 24    | 39   | 299   | 3  | 2   |

| Defensive      |       |     |  |
|----------------|-------|-----|--|
|                | Sacks | INT |  |
| '16 Prince Sam | 0     | 1   |  |

| Field Goals         |          |        |
|---------------------|----------|--------|
|                     | Made     | Missed |
| '16 Jonathan Barnes | 20,44,30 | 54     |

### Player of the Game

'99 Tim Rattay (1999 Louisiana Tech Bulldogs)

Historical match-ups are awesome, but you can take it a step further with **SimLeague Hockey!** Build your own dream team of historical players and then compete for the Stanley Cup and prizes against other players in a full season. Leagues simulate 2 games per day and include extensive stat tracking, coaching and GM options. You can even create multi-season leagues with prospect development.

Get started in your **FREE** exhibition season of **SimLeague Hockey**.



---

[\[Terms of Use\]](#) [\[Customer Support\]](#) [\[Privacy Statement\]](#)

© 1999-2020 WhatIfSports.com, Inc. All rights reserved.

WhatIfSports is a trademark of WhatIfSports.com, Inc. SimLeague, SimMatchup and iSimNow are trademarks or registered trademarks of Electronic Arts, Inc. Used under license. The names of actual companies and products mentioned herein may be the trademarks of their respective owners.